





District Health Assessment for Multiple District 105 through January 2025

		Clubs							Membership							Member Strength		Cancellation		Reports			Finance	Leadership			
District Name	Status/ Number of Months in Status *	Active Clubs	Clubs in Status Quo	Total Clubs	% Status Quo Clubs in Financial Suspension	New Clubs	Cancelled Clubs	YTD Net Club Gain/Loss	Current Members In Active Clubs	Current Members In Status Quo Clubs	Current Total Members Count	YTD Add	YTD Drop	YTD NetGrowth (includes Active and Status Quo)	YTD NetGrowth% (includes Active and Status Quo)	Member Count 12 Months Ago	Average Member Count Per Club	% of Clubs with less than 20 members	Average Cancelled Club Age	Members Lost Due to Cancelled Clubs	% of Clubs Reporting Service	% No MMR in 3 Months	% No Officer Report in 12 months	% of Clubs with balance 90+ days	Number of Zone Chairs Recorded	Number of Region Chairs Recorded	District Officers Vacancies **
105 A		67	0	67	0%	1	0	1	1255	0	1255	138	90	48	3.98%	1,264	19	58%	0	0	78%	36%	0%	7%	11	0	
105CE		81	0	81	0%	0	0	0	1369	0	1369	63	86	-23	-1.65%	1,446	17	65%	0	0	48%	49%	0%	2%	15	6	
105CN	T(24)	77	0	77	0%	0	2	-2	1042	0	1042	63	74	-11	-1.04%	1,093	14	79%	54	8	36%	51%	8%	0%	18	0	1st VDG,2nd VDG
105CW		90	0	90	0%	3	6	-3	1646	0	1646	257	194	63	3.98%	1,527	18	61%	46	28	87%	42%	0%	4%	16	4	
105 N	T(24)	65	0	65	0%	0	4	-4	950	0	950	56	79	-23	-2.36%	1,035	15	77%	41	8	54%	40%	0%	0%	10	0	
105SC	T(24)	51	0	51	0%	0	2	-2	978	0	978	76	97	-21	-2.10%	1,034	19	59%	44	1	63%	18%	0%	0%	7	0	
105SE	T(24)	50	0	50	0%	0	0	0	1045	0	1045	34	72	-38	-3.51%	1,094	21	54%	0	0	28%	46%	2%	0%	7	2	
105SW	T(24)	52	0	52	0%	0	0	0	910	0	910	77	71	6	0.66%	940	18	62%	0	0	56%	27%	0%	0%	9	0	
		533	0	533	0%	4	14	-10	9195	0	9195	764	763	1	0.01%	9,433	17	65%	45	45	58%	40%	1%	2%	93	12	




District Health Assessment for Multiple District 110 through January 2025

		Clubs							Membership							Member Strength		Cancellation		Reports			Finance	Leadership			
District Name	Status/ Number of Months in Status *	Active Clubs	Clubs in Status Quo	Total Clubs	% Status Quo Clubs in Financial Suspension	New Clubs	Cancelled Clubs	YTD Net Club Gain/Loss	Current Members In Active Clubs	Current Members In Status Quo Clubs	Current Total Members Count	YTD Add	YTD Drop	YTD NetGrowth (includes Active and Status Quo)	YTD NetGrowth% (includes Active and Status Quo)	Member Count 12 Months Ago	Average Member Count Per Club	% of Clubs with less than 20 members	Average Cancelled Club Age	Members Lost Due to Cancelled Clubs	% of Clubs Reporting Service	% No MMR in 3 Months	% No Officer Report in 12 months	% of Clubs with balance 90+ days	Number of Zone Chairs Recorded	Number of Region Chairs Recorded	District Officers Vacancies **
110AN	T(21)	58	0	58	0%	0	0	0	1218	0	1218	68	69	-1	-0.08%	1,243	21	50%	0	0	2%	21%	0%	16%	0	0	GST
110AZ		71	0	71	0%	0	0	0	1806	0	1806	72	99	-27	-1.47%	1,824	25	24%	0	0	1%	14%	0%	18%	0	0	GLT,GMT,GST
110BN		69	0	69	0%	0	1	-1	1585	0	1585	48	72	-24	-1.49%	1,623	23	29%	30	0	1%	20%	7%	17%	0	0	GLT,GMT,GST
110BZ		71	0	71	0%	0	1	-1	1741	0	1741	50	66	-16	-0.91%	1,795	25	31%	9	0	4%	17%	1%	10%	0	0	1st VDG,GLT,GMT,GST
110CO		79	0	79	0%	0	0	0	1766	0	1766	67	66	1	0.06%	1,768	22	42%	0	0	4%	20%	1%	19%	0	0	GLT,GST
110CW		69	0	69	0%	0	0	0	1588	0	1588	61	77	-16	-1.00%	1,649	23	30%	0	0	3%	19%	3%	19%	0	0	GLT,GMT,GST
		417	0	417	0%	0	2	-2	9704	0	9704	366	449	-83	-0.85%	9,902	23	34%	19	0	3%	18%	2%	17%	0	0	



District Health Assessment for District 133 through January 2025

		Clubs							Membership							Member Strength		Cancellation		Reports			Finance	Leadership			
District Name	Status/ Number of Months in Status *	Active Clubs	Clubs in Status Quo	Total Clubs	% Status Quo Clubs in Financial Suspension	New Clubs	Cancelled Clubs	YTD Net Club Gain/ Loss	Current Members In Active Clubs	Current Members In Status Quo Clubs	Current Total Members Count	YTD Add	YTD Drop	YTD NetGrowth (includes Active and Status Quo)	YTD NetGrowth% (includes Active and Status Quo)	Member Count 12 Months Ago	Average Member Count Per Club	% of Clubs with less than 20 members	Average Cancelled Club Age	Members Lost Due to Cancelled Clubs	% of Clubs Reporting Service	% No MMR in 3 Months	% No Officer Report in 12 months	% of Clubs with balance 90+ days	Number of Zone Chairs Recorded	Number of Region Chairs Recorded	District Officers Vacancies **
133		85	0	85	0%	0	3	-3	1828	0	1828	68	139	-71	-3.74%	1,909	22	55%	42	52	15%	62%	2%	1%	0	0	
		85	0	85	0%	0	3	-3	1828	0	1828	68	139	-71	-3.74%	1,909	22	55%	42	52	15%	62%	2%	1%	0	0	



District Health Assessment for Ident 5875 - GIBRALTAR - UND through January 2025

Status/ District Name Number of Months in Status *		Clubs							Membership							Member Strength		Cancellation		Reports			Finance	Leadership			
		Active Clubs	Clubs in Status Quo	Total Clubs	% Status Quo Clubs in Financial Suspension	New Clubs	Cancelled Clubs	YTD Net Club Gain/Loss	Current Members In Active Clubs	Current Members In Status Quo Clubs	Current Total Members Count	YTD Add	YTD Drop	YTD NetGrowth (includes Active and Status Quo)	YTD NetGrowth% (includes Active and Status Quo)	Member Count 12 Months Ago	Average Member Count Per Club	% of Clubs with less than 20 members	Average Cancelled Club Age	Members Lost Due to Cancelled Clubs	% of Clubs Reporting Service	% No MMR in 3 Months	% No Officer Report in 12 months	% of Clubs with balance 90+ days	Number of Zone Chairs Recorded	Number of Region Chairs Recorded	District Officers Vacancies **
Ident 5875 - GIBRALTAR		1	0	1	0%	0	0	0	16	0	16	0	1	-1	-5.88%	17	16	100%	0	0	100%	0%	0%	0%	0	0	
		1	0	1	0%	0	0	0	16	0	16	0	1	-1	-5.88%	17	16	100%	0	0	100%	0%	0%	0%	0	0	

* - District Status: P - Provisional, T - Transitional.
** - District Officers Vacancies: DG - District Governor, 1st VDG - First Vice District Governor, 2nd VDG - Second Vice District Governor.